



DISTRIBUTOR CATALOGUE

Bean to Cup Coffee Machines



Brought To
You By

The
coffee
warehouse





About Us

Tchibo and Carimali are mirrored in their values of quality and innovation.

With this ideal similarity, Tchibo and Carimali have had an exclusive partnership for over ten years.

Tchibo Coffee Service is the sole distributor for the Carimali brands across the UK and is the local expert in heritage and technical expertise. This partnership has brought excellence in coffee together with excellence in coffee machines.

Distribution Partners

Tchibo Coffee Service are and will continue to be the only UK distributor for the Carimali brand, however, our Distributor Support Team are now able to offer the Macco range of coffee machines to distribution partners across the UK.

As a partner distributor we will provide specialist top class commercial coffee products backed by first class service, support and peace of mind. A one stop shop for all your commercial coffee equipment, supply service and accessory requirements. Tchibo will invest our time and resources in distributors who will reciprocate our efforts by their commitment to the Macco brand.



Bean to Cup Range



MX-2 page 5



MX-3 page 6



MX-4 page 6



MX-5 Silver page 7



MX-5 page 7

Technology



Barista Steam Wand:

steam wand with temperature probe to heat and froth milk automatically at the desired temperature, ideal for two-step machines



CoffeeCreator:

useful tool to be installed on any computer to set the parameters of our new generation super automatic machines directly from the computer



CupSense:

detect the presence of small or big cups and dispense the right drink accordingly (i.e. small cup for espresso and big cup for cappuccino)



FridgePlus:

detect over temperatures of milk and consequently stop milk-based drinks; detect empty milk cartons and stop milk-based drinks



MaxSave:

patented technology to maximise energy saving, guarantee high production capacity and reduce power consumption



MTT Milk Tuning Technology:

dispense milk-based drinks at the desired temperature; dispense cold milk and chilled beverages; store the fridge under the counter



PowerCleaner:

assure maximum hygiene conditions of the complete milk circuit and steam boiler through an integrated rinsing system



TFT 5.7" Graphic Display:

drink selection icons, images and commercials can be easily customised; online assistance and clear graphic user instructions



USB Connection:

copy and load machine parameters and settings, customise user interface graphics



In every situation, being it an office coffee break, hotel breakfast or any locations that look for excellent performances, Macco machines will deliver an extensive variety of delicious coffee, milk-based and chocolate drinks all automatically, without the need of trained baristas!

Through our extensive know-how and experience, we offer reliable, affordable coffee equipment that guarantee the highest quality standards that will enhance the speciality coffee offer in every establishment and generate high returns.



MX-2

If you are looking for a speciality machine, designed for low to medium demand, then MX-2 is the perfect answer to offer the same outstanding quality performances of Macco super automatics. The excellent price/quality ratio will convince you to make the MX-2 your coffee machine best choice.




front - side
Black colour

Recommended daily production
100-150 cups

Drink	Cups per hour*
Espresso	120
Coffee	80
Cappuccino	80
Latte Macchiato	60
Chocolate	80
Hot water	tot. 20 litres


* the number of cups per hour may vary depending on drink size and setting



Weight

EASY	Net 31 Kg	Gross 38 Kg
LM	Net 34 Kg	Gross 42 Kg

Technology



MX-3



front - side


Black colour

Recommended daily production
150-200 cups

Drink	Cups per hour*
Espresso	150
Coffee	120
Cappuccino	120
Latte Macchiato	100
Chocolate	120
Hot water	tot. 40 litres

* the number of cups per hour may vary depending on drink size and setting

Technology



Weight

EASY	Net 38 Kg	Gross 45 Kg
LM	Net 42 Kg	Gross 49 Kg

MX-4



front - side

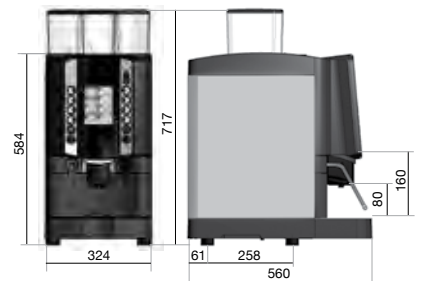
Black colour

Recommended daily production
150-200 cups

Drink	Cups per hour*
Espresso	150
Coffee	120
Cappuccino	120
Latte Macchiato	100
Chocolate	120
Hot water	tot. 40 litres

* the number of cups per hour may vary depending on drink size and setting

Technology



Weight

EASY	Net 38 Kg	Gross 46 Kg
LM	Net 42 Kg	Gross 50 Kg

MX-5 Silver



front - side

Black colour



Fast production capacity in a compact design with clear, large selection buttons and customisable drinks labels and images. You can choose two different blends of coffee and integrate chocolate thanks to the add-on unit to dispense any type of speciality drink mixed with coffee, fresh milk and chocolate.


Matching fridge and cup warmer complete the line to offer the perfect equipment solution to restaurants and coffee shops.

Recommended daily production
300-400 cups

Drink	Cups per hour*
Espresso	240
Coffee	200
Cappuccino	200
Latte Macchiato	160
Chocolate	120
Hot water	tot. 60 litres

* the number of cups per hour may vary depending on drink size and setting

Technology



Weight	
Net	55 Kg
Gross	63 Kg

MX-5



front - side

Black colour



High volume output integrated with an advanced user interface that offers the option of uploading and customising screensavers and beverage selections, as well as running promotions to boost your business as drinks are being served.

Special attention to energy saving is provided by the MaxSave technology that reduces power consumption, while guaranteeing high production capacity even at peak hours.

Recommended daily production
300-400 cups

Drink	Cups per hour*
Espresso	240
Coffee	200
Cappuccino	200
Latte Macchiato	160
Chocolate	120
Hot water	tot. 60 litres

* the number of cups per hour may vary depending on drink size and setting

Technology



Weight	
GOLD/ PLATINUM	Net 55 Kg
	Gross 63 Kg





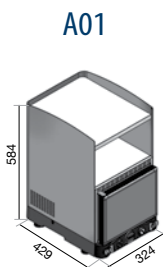
	MX-2	MX-3	MX-4	MX-5 Silver	MX-5
Recommended daily production	100-150 cups	150-200 cups		300-400 cups	
1 Grinder	Capacity 0.65 Kg				Capacity 1.3 Kg
2 Grinder	Standard (LM) Not Available (Easy)	Optional	Optional	Optional	
1 Instant container (capacity 2.0 l)	Standard (Easy - LM)	Optional	Optional	Not Available	
2 Instant container (capacity 2.0 l)	Standard (Easy) Not Available (LM)	Optional	Optional	Not Available	
Chocolate unit (capacity 4.5 Kg)	Not Available			Optional	
TFT 5.7" graphic display	Not Available	Not Available	Standard	Not Available	Standard
RGB display	Standard	Standard	Not Available	Standard	Not Available
Drink selections	8	8	8 +hot water and steam	8	8 +hot water and steam
Shift button	x3	x3	x2	x3	x2
Fresh milk	LM version			LM version	
MTT milk pump	Optional (LM version)			Optional (LM version)	
USB Connection	Not Available	Not Available	Standard	Not Available	Standard
Proximity sensor	Not Available	Not Available	Optional	Not Available	Optional
Loudspeaker	Not Available	Not Available	Standard	Not Available	Standard
Hot water by-pass for Americano	Standard			Standard	
PowerCleaner	LM version			LM version	
CupSense	Not Available			Not Available	Optional
Card reader	Optional			Optional	
Barista steam wand	Not Available			Not Available	Optional
Hopper lock	Optional			Optional	
Coffee grounds bin: capacity	60 pcs			60 pcs	
Direct coffee ground discharge	Optional			Optional	
Coffee group material	Stainless steel M3	Stainless steel M2		Stainless steel M2	
Infusion chamber diameter	45 mm			45 mm	
Infusion chamber capacity	7-18 g			7-18 g	
Delivery spout range	80 - 160 mm			94 - 194 mm	
Capacity coffee boiler stainless steel	600 cc	1.0 l		1.0 l	
Capacity steam boiler stainless steel	600 cc	1.0 l		1.8 l	
Voltage / Total power	EASY: 230V 1+N 50/60Hz 1.950W LM: 230V 1+N 50/60Hz 3.150W			230V 1+N 50/60Hz 4.400W 400V 3+N 50/60Hz 5.900W	
Pump	Vibration pump	Rotation pump		Rotation pump	
Net weight	EASY: 31 Kg LM: 34 Kg	EASY: 38 Kg LM: 42 Kg	EASY: 38 Kg LM: 42 Kg	55 Kg	GOLD/PLATINUM 55 Kg
Gross weight	EASY: 38 Kg LM: 42 Kg	EASY: 45 Kg LM: 49 Kg	EASY: 46 Kg LM: 50 Kg	63 Kg	GOLD/PLATINUM 63 Kg
Dimensions (WxDxH) mm	324x560x717			324x560x814	
Machine colour	Black			Black	
Side and rear panel	Stainless steel			Stainless steel	

Add-on units

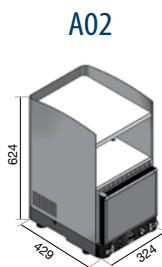
Hot & Cold A01/A02 Plus



side



A01



A02

Weight

A01	Net	24 Kg	Gross	28 Kg
A02	Net	25 Kg	Gross	29 Kg

Voltage

140W 230V 1+N 50/60Hz

Capacity

4.0 l

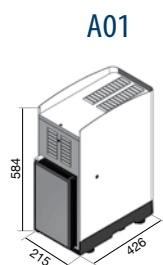
Machine Models

A01	Armonia Smart
	Armonia
	Armonia Touch
	MX-2 MX-3 MX-4
A02	Optima Silver
	Optima
	MX-5 Silver
	MX-5

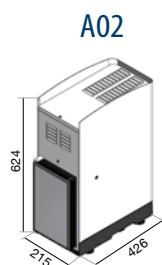
Fridges A01/A01 Plus - A02/A02 Plus



side



A01



A02

Weight

A01	Net	22 Kg	Gross	25 Kg
A02	Net	23 Kg	Gross	27 Kg

Voltage

70W 230V 1+N 50/60Hz

Capacity

4.5 l

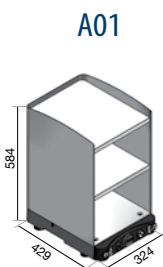
Machine Models

A01	Armonia Smart
	Armonia
	Armonia Touch
	MX-2 MX-3 MX-4
A02	Optima Silver
	Optima
	MX-5 Silver
	MX-5

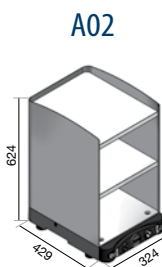
Cup warmer A01/ A02 Plus



side



A01



A02

Weight

A01	Net	15 Kg	Gross	19 Kg
A02	Net	16 Kg	Gross	20 Kg

Voltage

110W 230V 1+N 50/60Hz

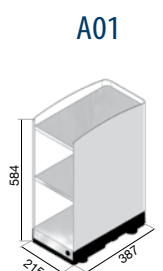
Machine Models

A01	Armonia Smart
	Armonia
	Armonia Touch
	MX-2 MX-3 MX-4
A02	Optima Silver
	Optima
	MX-5 Silver
	MX-5

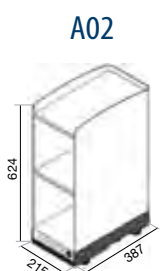
Cup warmer A01 - A02



side



A01



A02

Weight

A01	Net	11 Kg	Gross	15 Kg
A02	Net	12 Kg	Gross	16 Kg

Voltage

70W 230V 1+N 50/60Hz

Machine Models


A01	Armonia Smart
	Armonia
	Armonia Touch
	MX-2 MX-3 MX-4
A02	Optima Silver
	Optima
	MX-5 Silver
	MX-5

Add-on units

Service Unit Plus



front - side



Weight

Net 25 Kg Gross 29 Kg

Voltage

2.800W 230V 1+N 50/60Hz

2.800W 400V 3+N 50/60Hz

Capacity

6.5 l

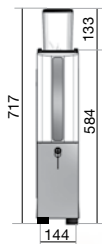
Machine Models

Armonia Smart
Armonia
Armonia Touch
MX-2
MX-3
MX-4
Optima Silver
Optima
MX-5 Silver
MX-5

Choco A01



front - side



Weight

Net 12 Kg Gross 14 Kg

Capacity

2.0 Kg

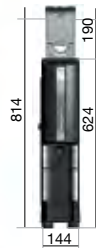
Machine Models

Armonia Smart
Armonia
Armonia Touch
MX-2
MX-3
MX-4

Choco A02



front - side



Weight

Net 9 Kg Gross 10.25 Kg

Capacity

4.5 Kg

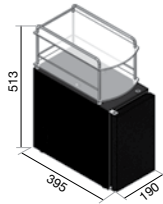
Machine Models

Optima Silver
Optima
MX-5 Silver
MX-5

Fridge & Cup Smart



front - side



Weight

Net 14 Kg Gross 15 Kg

Voltage

75W 230V


Capacity

2.5 l

Frescolatte



front - side



Weight

Net 2.3 Kg

Voltage

200-240V/12V

Capacity

1.5 l


Machine Models

Armonia Smart
Armonia
Armonia Touch
MX-2
MX-3
MX-4
Optima Silver
Optima
MX-5 Silver
MX-5

Water tank



front - side



Weight

Net 10 Kg Gross 12.5 Kg

Capacity


5.0 l

Machine Models

Armonia Smart
Armonia
Armonia Touch
MX-2
MX-3
MX-4

We recommend to use water softeners to reduce hardness in water that can cause mineral build-up in equipment.





The Manufacturer reserves the right to modify the equipment presented in this publication without notice.

.....



**The Coffee Warehouse,
31 - 33 Reform Street,
Hull,
East Yorkshire.
HU2 8EF.**

Tel: 01482 216061

www.thecoffeewarehouse.co.uk

